

5. Radiator Cap

A: INSPECTION

- 1) Attach radiator cap to tester.
- 2) Increase pressure until tester gauge pointer stops. Radiator cap is functioning properly if it holds the service limit pressure for five to six seconds.

Standard pressure:

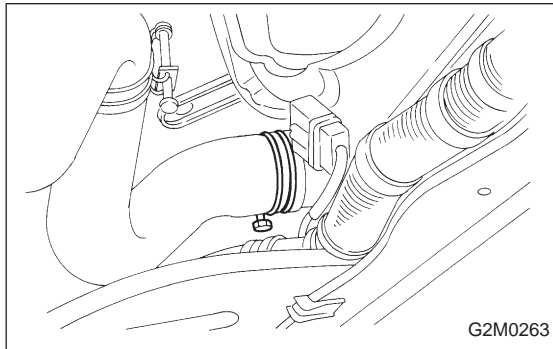
78 — 98 kPa (0.8 — 1.0 kg/cm², 11 — 14 psi)

Service limit pressure:

69 kPa (0.7 kg/cm², 10 psi)

CAUTION:

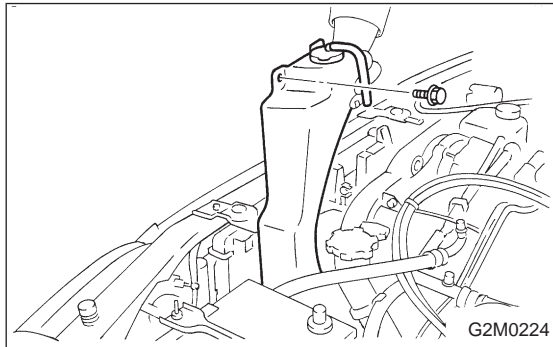
Be sure to remove foreign matter and rust from the cap in advance; otherwise, results of pressure test will be incorrect.



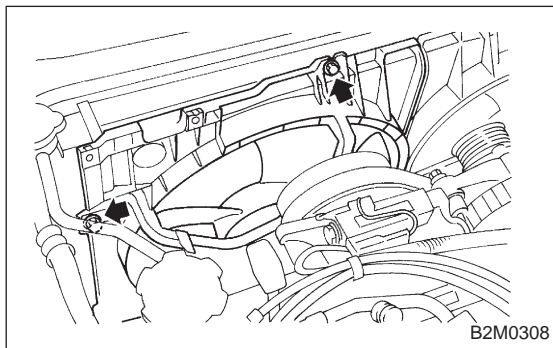
6. Radiator Fan and Fan Motor

A: REMOVAL

- 1) Disconnect ground cable from battery terminal.
- 2) Disconnect connector of fan motor.



- 3) Remove reservoir tank.



- 4) Remove four bolts holding shroud to radiator.