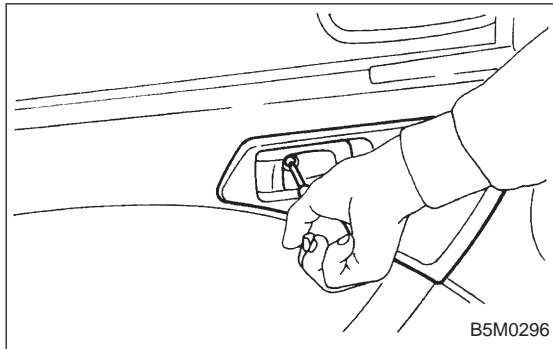


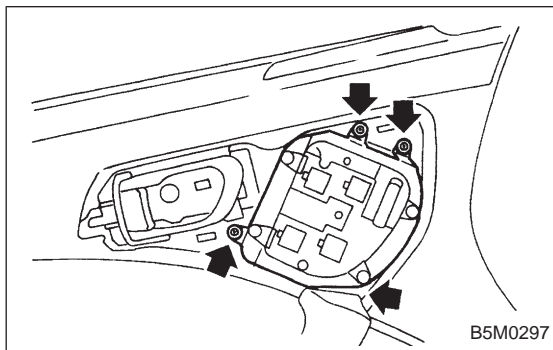
13. Door Mirror

A: REMOVAL

1) Remove the gusset cover.

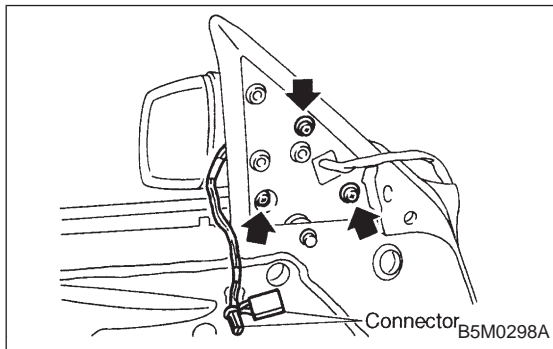


2) Remove inner remote control switch cover.



3) Remove inner remote control switch.

4) Remove front door trim.



5) Disconnect the door mirror connector.

6) Remove the door mirror installation screws.

B: INSTALLATION

Installation is in the reverse order of removal.