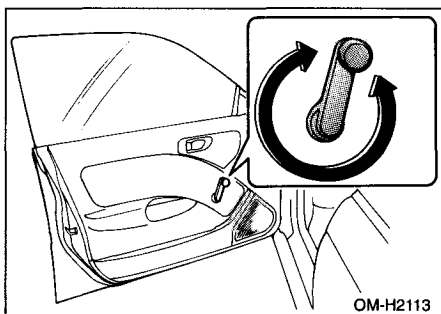

If the system does not operate as described above, have it checked by your SUBARU dealer.

Windows



Turn the handle to open or close the window.

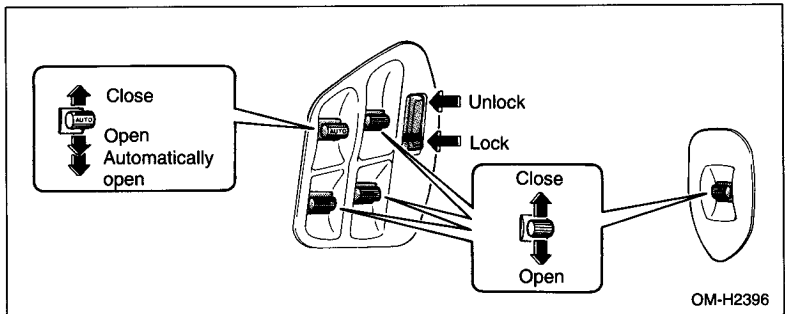
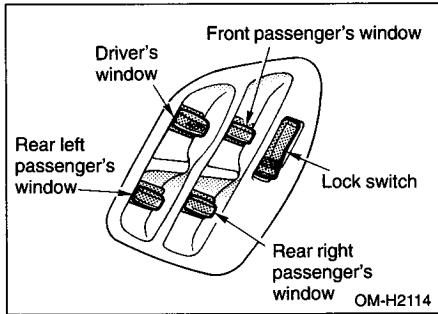
Power windows (if equipped)

⚠ WARNING

- When operating power windows, be extremely careful to prevent anyone's fingers or head from being caught in the window.
- Always lock the passengers' windows using the lock switch when children are riding in the vehicle.
- Before leaving the vehicle, always be sure to remove the key from the ignition switch for safety if a child remains in the vehicle. Failure to follow this procedure could result in injury to a child operating the power window.

The power windows operate only when the ignition switch is in the "ON" position.

■ Main switch (driver side)



All door windows can be controlled by the main switch at the driver side door.

▼ To open or close the driver's window

AUTO switch: This switch has two functions.

Push the switch down until it clicks and release it. The window will fully open. To stop the window halfway, push the switch up lightly.

Push the switch down or up lightly and hold it. The window will open or close as long as it held.

▼ To open or close the passengers' windows

To open the passengers' window, push the appropriate switch down and hold it until the window reaches the desired position. To close the

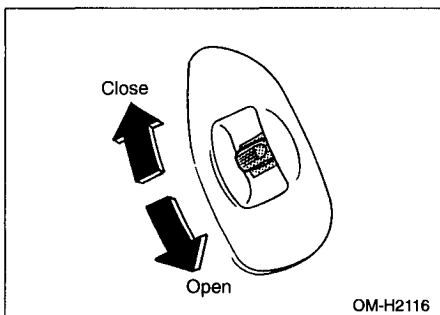
– CONTINUED –

window, push the switch up and hold it until it reaches the desired position.

▼ To lock the passengers' windows

To lock the passengers' windows, push the underside of the lock switch. When the lock switch is in the "LOCK" position, the passengers' windows cannot be opened or closed.

■ Passengers' switches



When the lock switch, located on the driver's side door, is in the "LOCK" position, the passengers' windows cannot be operated with the passengers' switches.

To open the window, push the switch down and hold it until the window reaches the desired position. To close the window, push the switch up and hold it until the window reaches the desired position.

Trunk lid (Sedan)

WARNING

To prevent dangerous exhaust gas from entering the vehicle, always keep the trunk lid closed while driving.