

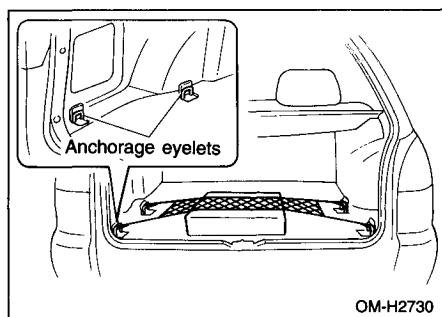
---

## Cargo anchorage eyelets (Wagon – if equipped)

---

### CAUTION

The cargo anchorage eyelets are designed only for securing light luggage. Never try to secure any luggage which weighs more than the load capacity of the anchorage eyelets. The maximum load capacity is about 44 lb. (20 kg) per eyelet.



The luggage compartment is equipped with four anchorage eyelets so that luggage can be secured with a luggage net or ropes.

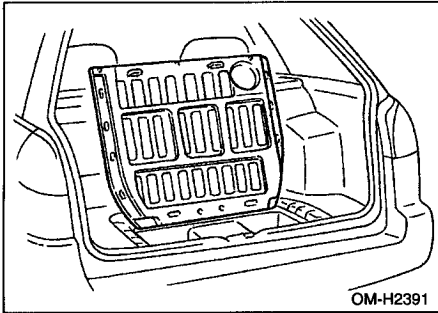
When using the anchorage eyelets, raise them up from under the cutouts of the luggage compartment mat. When not in use, put the eyelets down into the storing recesses.

## Storage tray (Wagon – if equipped)

---

### CAUTION

Do not store spray cans, containers with flammable or corrosive liquids or any other dangerous items in the storage tray.

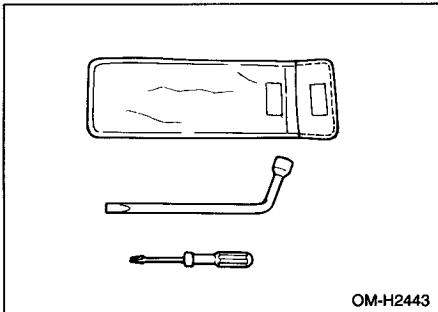


The storage tray is located under the floor of the luggage compartment and can be used to store small items. To open the lid, pull the handle up.

**NOTE**

When storing a flat tire, put the storage tray in the luggage compartment.

**Maintenance tools**



Your vehicle is equipped with the following maintenance tools:

Screwdriver

Wheel nut wrench