



SERVICE BULLETIN

APPLICABILITY 1993-1997 All Models

DATE 12/01/96

SUBJECT Subaru Audio System Diagnosis, Identification and Exchange Procedures

This bulletin contains illustrations of Genuine Subaru Audio System face plates for model years 1993 through 1997.

SUBARU AUDIO DIAGNOSTIC REPORT

A copy of the Subaru Audio Diagnostic Report is printed on the last page of this Bulletin. It should be photocopied for use. The purpose of the Subaru Audio Diagnostic Report is to assist the Technician in the diagnosis of an audio system related complaint. The preliminary information, such as owner's name, vehicle VIN and the specific customer complaint should be completed by the Service Advisor. This will enable the Technician to check specific areas in order to isolate the cause. **Note: Not all audio system complaints are related to the chassis, refer to Service Bulletin 15-91-91 for further Technical information.**

A copy of the Subaru Audio Diagnostic Report should be completed and retained by the dealer for all audio system related warranty claims, **Whether the audio unit is exchanged or not.** If the audio chassis is exchanged, a completed report copy should be included with the return unit. If the audio chassis is not exchanged and a repair is made to the audio system, a completed report copy must be kept with the warranty claim.

AUDIO EXCHANGE PROGRAM

Within the terms of the Basic New Car Warranty, the Audio Exchange Program provides for replacement of a defective audio chassis with an exchange unit from the manufacturer. The manufacturer will supply an exchange unit, or a new unit in the case of a "New" and "In-stock" vehicle.

Genuine Subaru audio systems are manufactured by Clarion and Panasonic. In the event an audio chassis requires an exchange, it is not necessary to remove the unit from the vehicle. The procedures listed below should be followed:

1. The defective chassis should remain in the vehicle until the exchange unit is installed.
2. The manufacturer and model should be identified using the applicable Subaru Audio System Diagnosis, Identification and Exchange Procedures Warranty Bulletin.
3. The applicable Service Center should be contacted. The Service Centers are open from 7 AM - 5 PM Pacific Time.

CLARION

1-800-347-8933

PANASONIC

1-800-228-0473

NOTE: *In the event the vehicle is "New" and "In-stock", inform the Service Center. A new unit will be supplied rather than an exchange unit. If the Service Center is unable to provide a new unit, immediately contact your Subaru Service Representative for further instructions.*

Vehicles that have been placed in demo service should use exchange units only.

Replacement of an audio chassis with a new unit, other than units supplied through the exchange program, requires authorization from your Subaru Service Representative. An authorized code will be provided and must be included upon claim submission.

CAUTION

VEHICLE SERVICING PERFORMED BY UNTRAINED PERSONS COULD RESULT IN SERIOUS INJURY TO THOSE PERSONS OR TO OTHERS.

Subaru Service Bulletins are intended for use by professional technicians ONLY. They are written to inform those technicians of conditions that may occur in some vehicles, or to provide information that could assist in the proper servicing of the vehicle. Properly trained technicians have the equipment, tools, safety instructions, and know-how to do the job correctly and safely. If a condition is described, DO NOT assume that this Service Bulletin applies to your vehicle, or that your vehicle will have that condition.

4. Provide the Service Center with the following information:

- Dealer Code
- Dealer Name and Address
- VIN - All 17 Characters
- Date of Vehicle Sale
- Vehicle Mileage
- Caller's Name and Telephone Number
- Claim Number
- Chassis Model Number, ID Code and/or the Subaru Part Number
- Customer Complaint
- Customer Last Name

At this time, the Service Center will issue an exchange number. It is required that this number be provided upon claim submission.

Panasonic Exchange Number Example SP 00000001

Clarion Exchange Number Example FS 00000001

An exchange chassis along with an exchange form will be shipped within 72 hours. If the exchange chassis is not received within 5 days, call the Service Center. Provide the operator with the exchange number when making inquiries.

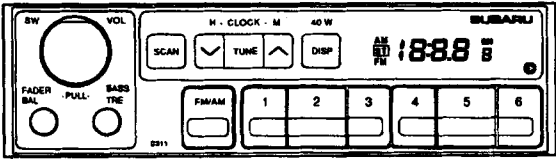
5. Install the exchange unit as soon as possible upon receipt.

Return the defective chassis to the manufacturer within 30 days. Return freight charges may be claimed as sublet, provided the repair was performed under the terms of the Basic New Car Warranty. Copies of the freight invoice should be attached to the repair order.

NOTE: If the exchange unit has not been installed or the failed chassis returned within 30 days, contact the Service Center. Reference the exchange number and explain the circumstances causing the delay. An extension will be granted or the dealer will be instructed to return the exchange unit. Failure to comply will result in a "charge back" to the dealer for the cost of the exchange unit.

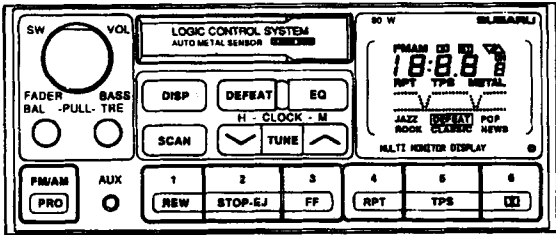
OPERATION NUMBER	LABOR DESCRIPTIONS	LOYALE				J U S T Y	LEGACY		IMPREZA		S V X
		4 D R	S/W	3 D R	X T		4 D R	S/W	4 D R	S/W	
A 031-101	RADIO, CASSETTE, CD AND/OR EQUALIZER. (THIS OPERATION MAY BE CLAIMED ONE TIME ONLY FOR EXCHANGE PROGRAM.) R&R	0.3	0.3	0.3	0.3	0.4	0.3	0.3	0.3	0.3	0.4

**RADIO CHASSIS
LEGACY**




40-WATT ETR WITHOUT AUXILIARY PLUG
ID CODE ON FACE PLATE - C/P312 - C314

MODEL YEAR	VEHICLE APPLICATION	COMPONENT MANUFACTURER	MODEL NUMBER/PART NUMBER
'92-'96	LEGACY (C312 - C314)	CLARION	RF-9127A SOA333D166 H6200FS000
'91-'93	LEGACY (P312)	PANASONIC	CR-LF1011A SOA416D161




80-WATT AM/FM CASSETTE COMBO UNIT
ID CODE ON FACE PLATE - C/P 113

MODEL YEAR	VEHICLE APPLICATION	COMPONENT MANUFACTURER	MODEL NUMBER/PART NUMBER
'92-'94	LEGACY (C/P 113)	CLARION	PF-9505IC SOA333DI72
		PANASONIC	CQ-LF1111Z SOA416D171



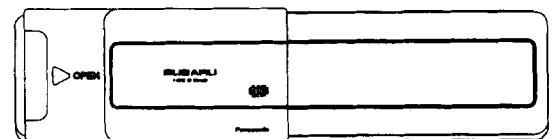
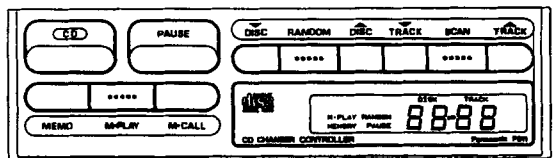
80-WATT AM/FM CASSETTE COMBO
ID CODE ON FACE PLATE - P114

MODEL YEAR	VEHICLE APPLICATION	COMPONENT MANUFACTURER	MODEL NUMBER/PART NUMBER
'95-'97	LEGACY (P114)	PANASONIC	CQ-LF1410A 86201AC070



80-WATT AM/FM CASSETTE COMBO
WEATHER BAND RECEIVER
ID CODE ON FACE PLATE - P115

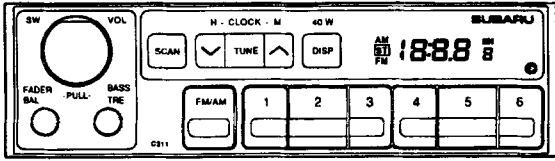
MODEL YEAR	VEHICLE APPLICATION	COMPONENT MANUFACTURER	MODEL NUMBER/PART NUMBER
'97	LEGACY (P115)	PANASONIC	CQ-LF1611Z 86201AC350



CD AUTO CHANGER
ID CODE ON FACE PLATE - P611

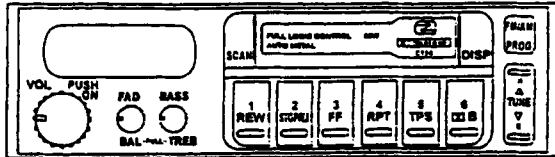
MODEL YEAR	VEHICLE APPLICATION	COMPONENT MANUFACTURER	MODEL NUMBER/PART NUMBER
'95-'97	LEGACY CD CONTROLLER (P611)	PANASONIC	CY-CF1410F H6240AC520
	LEGACY CD CHANGER	PANASONIC	CX-CF1410F H6250AC510

**RADIO CHASSIS
IMPREZA / SVX**



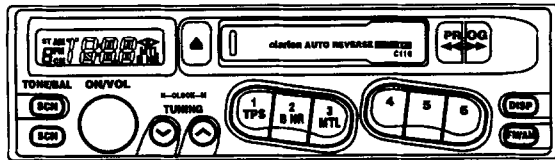
40-WATT ETR WITHOUT AUXILIARY PLUG
ID CODE ON FACE PLATE - C/P312 - C314

MODEL YEAR	VEHICLE APPLICATION	COMPONENT MANUFACTURER	MODEL NUMBER/ PART NUMBER
'93- '97	IMPREZA (C312 - C314)	CLARION	RF-9127A SOA333D166 H6200FS000




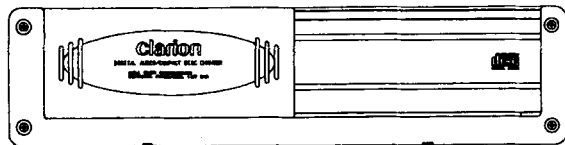
80-WATT AM/FM CASSETTE COMBO
ID CODE ON FACE PLATE - C114, C115

MODEL YEAR	VEHICLE APPLICATION	COMPONENT MANUFACTURER	MODEL NUMBER/ PART NUMBER
'93- '94	IMPREZA (C114)	CLARION	PF-9695AA 86201FA010
'95- '96	IMPREZA (C115)	CLARION	PF-9695A 86201FA170



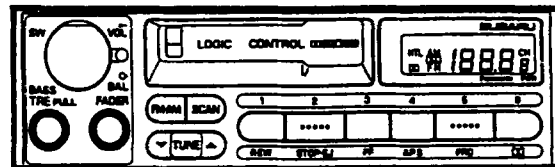
80-WATT AM/FM CASSETTE COMBO
ID CODE ON FACE PLATE - C116

MODEL YEAR	VEHICLE APPLICATION	COMPONENT MANUFACTURER	MODEL NUMBER/ PART NUMBER
'97	IMPREZA (C116)	CLARION	PF-1509A 86201FA270



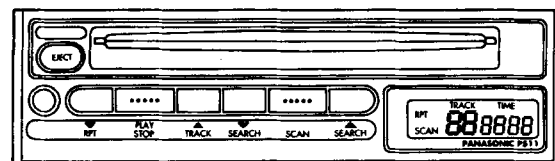
CD AUTO CHANGER

MODEL YEAR	VEHICLE APPLICATION	COMPONENT MANUFACTURER	MODEL NUMBER/ PART NUMBER
'93- '96	IMPREZA (4DR, SW) CD CONTROLLER	CLARION	EF-1027U-A H6240AC610
	IMPREZA (4DR, SW) CD CHANGER	CLARION	PS-2050U-B H6250AC600



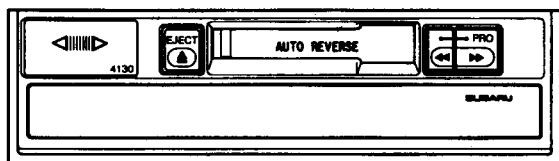
ETR WITH CASSETTE COMBO UNIT
ID CODE ON FACE PLATE - P411

MODEL YEAR	VEHICLE APPLICATION	COMPONENT MANUFACTURER	MODEL NUMBER/ PART NUMBER
'92- '97	SVX LS-L (P411)	PANASONIC	(6 SPEAKER) CQ-LF4011A 86201PA010
	SVX LS (P411)	PANASONIC	(4 SPEAKER) CQ-LF4012A 86201PA020
	SVX CD (P511)	PANASONIC	CX-DF4011A/F SOA416E150 86202PA000



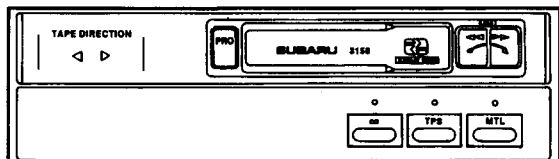
CD PLAYER
ID CODE ON FACE PLATE - P511

**AUDIO ACCESSORIES
LEGACY / IMPREZA**



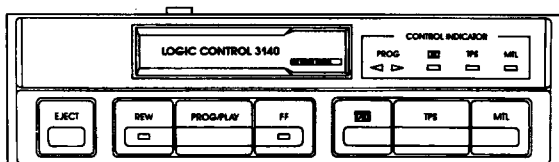
STANDARD CASSETTE DECK
ID CODE ON FACE PLATE - 4130

MODEL YEAR	VEHICLE APPLICATION	COMPONENT MANUFACTURER	MODEL NUMBER/PART NUMBER
'90-'95	LEGACY/IMPREZA (4130)	PANASONIC	CX-AF192 FUS SOA416E130



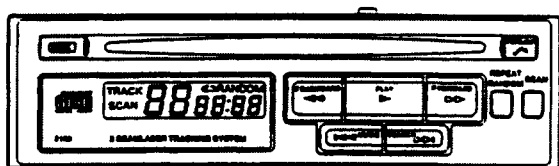
FULL FEATURE CASSETTE DECK
ID CODE ON FACE PLATE - 3150

MODEL YEAR	VEHICLE APPLICATION	COMPONENT MANUFACTURER	MODEL NUMBER/PART NUMBER
'90-'95	LEGACY/IMPREZA (3150)	CLARION	PF-8118U SOA333E150 H6220FS000



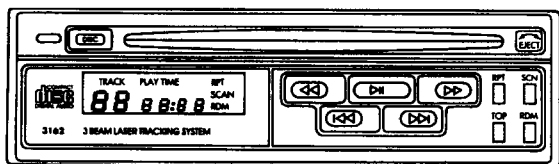
LOGIC CONTROL CASSETTE DECK
ID CODE ON FACE PLATE - 3140

MODEL YEAR	VEHICLE APPLICATION	COMPONENT MANUFACTURER	MODEL NUMBER/PART NUMBER
'90-'94	LEGACY/IMPREZA (3140)	CLARION	PF-8119U SOA333E140



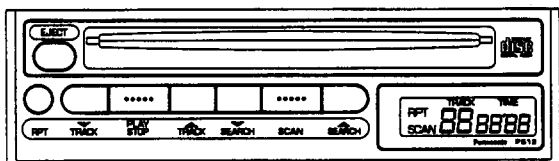
COMPACT DISC PLAYER
ID CODE ON FACE PLATE - 3160

MODEL YEAR	VEHICLE APPLICATION	COMPONENT MANUFACTURER	MODEL NUMBER/PART NUMBER
'90-'97	LEGACY (3160)	CLARION	PF-2016U SOA333E160 H6240FS000



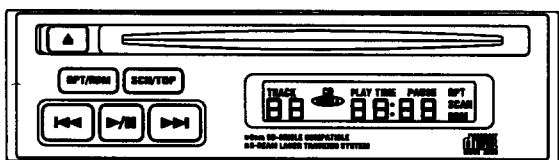
COMPACT DISC PLAYER
ID CODE ON FACE PLATE - 3162, C611, C612

MODEL YEAR	VEHICLE APPLICATION	COMPONENT MANUFACTURER	MODEL NUMBER/PART NUMBER
'92-'97	LEGACY/IMPREZA (3162, C611, C612)	CLARION	PF-2046 H6240FS000



COMPACT DISC PLAYER
ID CODE ON FACE PLATE - P512

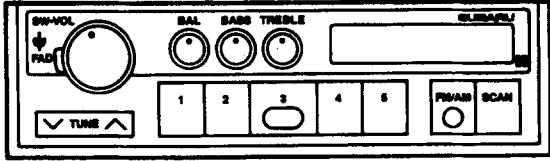
MODEL YEAR	VEHICLE APPLICATION	COMPONENT MANUFACTURER	MODEL NUMBER/PART NUMBER
'95-'97	LEGACY/IMPREZA (P512)	PANASONIC	CX-DF1410FC H6240AS100



COMPACT DISC PLAYER
ID CODE ON FACE PLATE - NONE

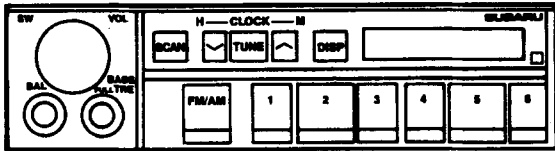
MODEL YEAR	VEHICLE APPLICATION	COMPONENT MANUFACTURER	MODEL NUMBER/PART NUMBER
'95-'97	LEGACY/IMPREZA	CLARION	PF-2100A-A H6240FS010

**RADIO CHASSIS
LOYALE / JUSTY**



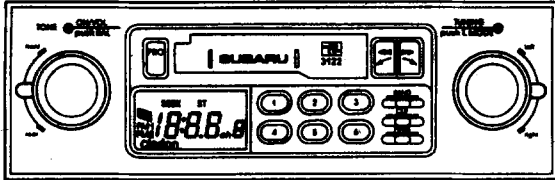
10 WATT ETR

MODEL YEAR	VEHICLE APPLICATION	COMPONENT MANUFACTURER	MODEL NUMBER/ PART NUMBER
'88- '94	LOYALE 3DR, 4DR, SW	CLARION	RF-9095I SOA333D117
		PANASONIC	CR-LF171A SOA416D117



10 WATT ETR

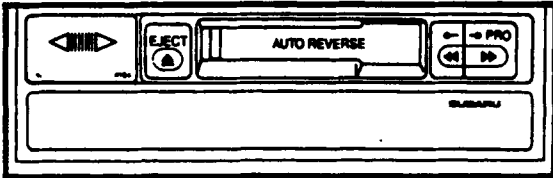
MODEL YEAR	VEHICLE APPLICATION	COMPONENT MANUFACTURER	MODEL NUMBER/ PART NUMBER
'89- '94	GL/RS JUSTY	PANASONIC	CR-LF581A SOA416D121



AM/FM CASSETTE COMBO
ID CODE ON FACE PLATE - 3122

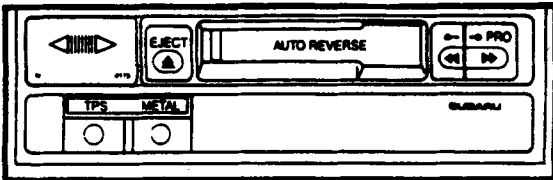
MODEL YEAR	VEHICLE APPLICATION	COMPONENT MANUFACTURER	MODEL NUMBER/ PART NUMBER
'89- '94	DL JUSTY (3122)	CLARION (KIT #SOA333D127)	SOA333D122

**CASSETTE DECKS
LOYALE / JUSTY**



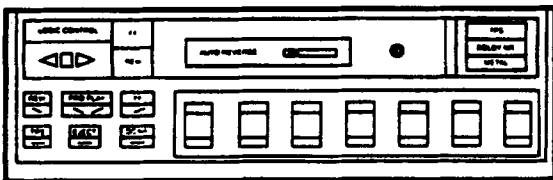
*CLASSIC CASSETTE DECK
ID CODE ON FACE PLATE - 4104*

MODEL YEAR	VEHICLE APPLICATION	COMPONENT MANUFACTURER	MODEL NUMBER/ PART NUMBER
'89- '94	LOYALE JUSTY (4104)	PANASONIC	CX-AF186 FUS SOA416E104
'90- '94	JUSTY (4104)	PANASONIC	CX-AF186 FUS SOA416E136



*PREMIUM CASSETTE DECK
ID CODE ON FACE PLATE - 4115*

MODEL YEAR	VEHICLE APPLICATION	COMPONENT MANUFACTURER	MODEL NUMBER/ PART NUMBER
'89- '94	LOYALE (4115)	PANASONIC	CX-AF182 FUS SOA416E115



E.Q. CASSETTE DECK

MODEL YEAR	VEHICLE APPLICATION	COMPONENT MANUFACTURER	MODEL NUMBER/ PART NUMBER
'88- '94	LOYALE	CLARION (BLACK BUTTONS)	PF8069U SOA333E131
		CLARION (CHROME BUTTONS)	PF8069UC SOA333E130

SUBARU AUDIO DIAGNOSTIC REPORT

VIN _____ DEALER # _____
 SUBARU CLAIM # _____ AUDIO MODEL # _____
 DESCRIBE CUSTOMER COMPLAINT IN DETAIL: _____

		PROBLEM CONFIRMED	YES	NO	TECHNICIAN CHECK:	
	✓	PROBLEM:				✓
GENERAL AUDIO		INOP.			FUSE, LOOSE CONNECTION, WIRING	
		FADES / CUTS OUT			SHORT TO CAR CHASSIS ?	
					PINCHED WIRE	
		CHANNEL /SPEAKER OUT			PINCHED SPEAKER WIRE?	
					SHORT TO CAR CHASSIS?	
		POOR SOUND			LOOSE SCREW OR OTHER FOREIGN OBJECT RUBBING SPEAKER	
					LOOSE CONNECTION	
		BALANCE / FADER			PROPER SETTING ?	
		BASS / TREBLE				
		ILLUMINATION			DASH RHEOSTAT SETTING	
				PINCHED WIRE, LOOSE CONNECTION		
	NOISE (ALTERNATOR, ETC.)			PINCHED WIRE, LOOSE CONNECTION		
				ADD .5 MFD CAPACITOR BETWEEN THE + LINE AND THE RADIO		
TUNER		POOR RECEPTION			ANTENNA OK ? COAX PINCHED ?	
					DISTANT STATION? BAD RCPT AREA?	
		MEMORY			PINCHED WIRE, LOOSE CONNECTION	
					CHECK FUSE	
CASSETTE		TANGLES TAPES			CHECK TAPE CONDITION	
					TIGHTEN TAPE REEL - IF LOOSE	
					DIRTY HEAD - USE CLEANER	
		WON'T EJECT TAPES			WARPED TAPE, PEELING LABELS	
		WON'T ACCEPT TAPES			FUSE	
		LOW / POOR SOUND			DIRTY HEAD - USE CLEANER	
					TEST USING KNOWN GOOD TAPE	
	TAPE SPEED			CHECK TAPE CONDITION		
				TIGHTEN TAPE REEL - IF LOOSE		
CD		SKIPS / EJECTS			CD UPSIDE DOWN ? PINHOLES ?	
					DIRTY OR SCRATCHED CD ?	
					ROUGH ROAD CONDITIONS	

TECHNICIAN COMMENTS / FINDINGS (REQUIRED)

TECHNICIAN SIGNATURE & DATE: _____
 IF PROBLEM PERSISTS, ORDER REPLACEMENT UNIT. ENCLOSE THIS COMPLETED FORM WITH DEFECT UNIT.

FOR AUDIO MANUFACTURER USE ONLY		
RECEIVED WITH DIRTY HEADS	YES	NO
PROBLEM CONFIRMED	YES	NO
TECHNICIAN		
FOR ADDITIONAL COMMENTS USE REVERSE SIDE		