
SRS AIRBAG

- Vehicle with driver's side and passenger's side airbags and lap/shoulder restraints

WARNING

- To obtain maximum protection in the event of an accident, the driver and all passengers in the vehicle should always wear seat belts when the vehicle is moving. The SRS AIRBAG does not do away with the need to fasten seat belts. In combination with the seat belts, it offers the best combined protection in case of a serious accident.

Not wearing a seat belt increases the chance of severe injury or death in a crash even when the car has the SRS AIRBAG.

- For instructions and precautions concerning the seat belt system, see the sections 3-point Type Seat Belts and 2-point Type Seat Belts in this chapter.

- Do not place any objects over the SRS AIRBAG cover or between you and the SRS AIRBAG. If the SRS AIRBAG deploys, those objects could interfere with its proper operation and could be propelled inside the car and cause injury.


- Do not sit or lean unnecessarily close to the SRS AIRBAG. The SRS AIRBAG deploys with considerable force and can injure an occupant whose body is too close to it. It is also important to wear your seat belt to help avoid injuries that can result when the SRS AIRBAG contacts an occupant not in proper position.

- **DO NOT INSTALL A REARWARD FACING CHILD SEAT IN THE FRONT SEAT. DOING SO RISKS SERIOUS INJURY OR DEATH TO THE CHILD BY PLACING THE CHILD'S HEAD TOO CLOSE TO THE "SRS AIRBAG". BECAUSE OF THE "SRS AIRBAG", WE STRONGLY RECOMMEND THAT YOU DO NOT PUT ANY TYPE OF CHILD SEAT IN THE FRONT PASSENGER SEAT. IF, HOWEVER, YOU DO INSTALL A FORWARD FACING CHILD SEAT IN THE FRONT SEAT, SLIDE THE SEAT TO ITS REAR-MOST POSITION.**

- To avoid accidental actuation of the system or rendering the system inoperative, which may result in serious injury, no modi-

fications should be made to any components or wiring of the SRS AIRBAG.

This includes the installation of "custom" steering wheels or additional trim material, or badges over the steering wheel hub. Installation of additional electrical/electronic equipment on or near SRS AIRBAG components and/or wiring is not advisable.



NOTE

The SRS AIRBAG can function only when the ignition switch is in the "ON" position.

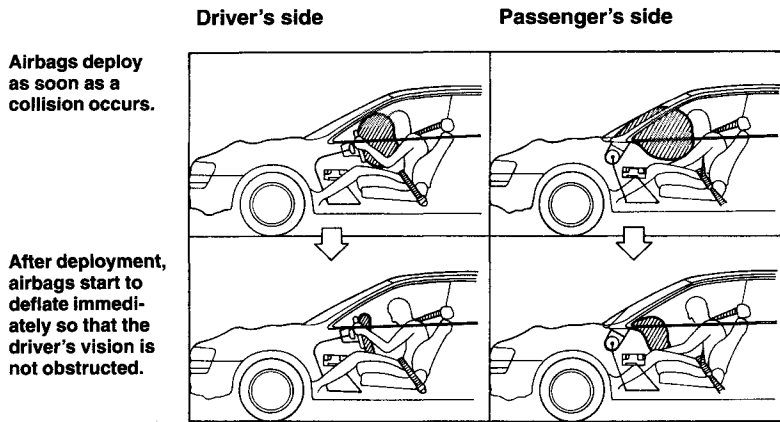
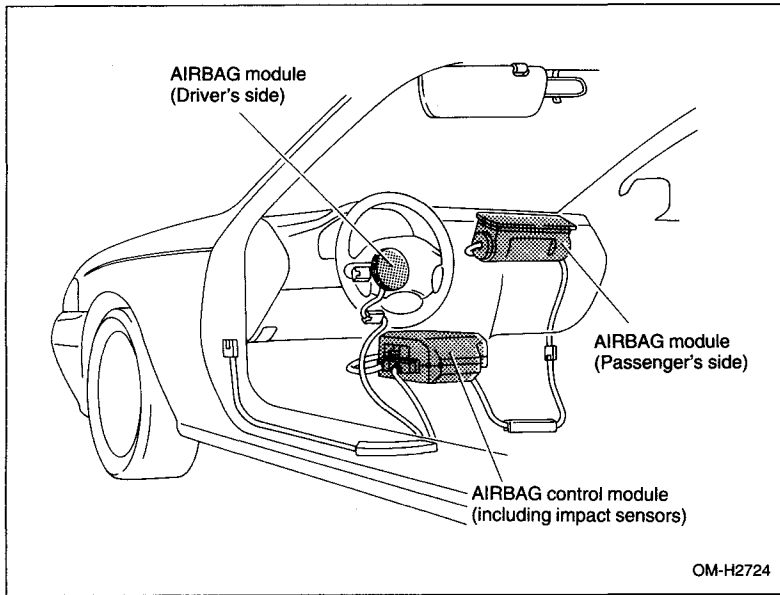
The SRS (Supplemental Restraint System) AIRBAG in your vehicle affords the driver and front seat passenger additional protection during a frontal collision. This system is available for the driver and front seat passenger and is designed to supplement the protection provided by the seat belt.

The SRS AIRBAG is designed to deploy in the event of an accident involving a moderate to severe frontal collision. It is not designed to assist the driver and front seat passenger in lesser frontal impacts, in side or rear impacts or in roll-over accidents. The SRS AIRBAG is designed to function on a one-time-only basis. In the event that the SRS AIRBAG is deployed, replacement of the system must be performed only by an authorized SUBARU dealer. When the components of SRS AIRBAG are replaced, use only genuine SUBARU parts.

- CONTINUED -

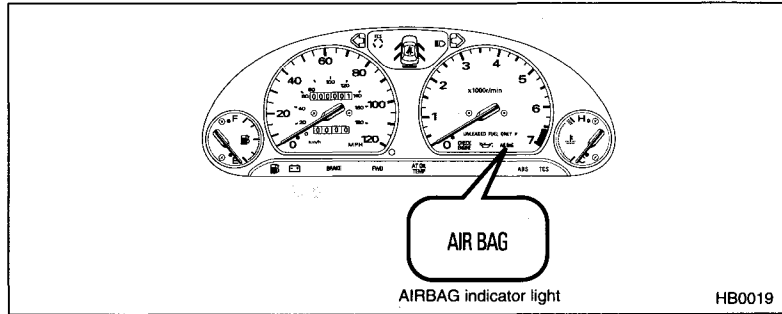
The driver's side SRS AIRBAG is stored in the center portion of the steering wheel. The passenger's side SRS AIRBAG is stored near the top of the dashboard under marked "SRS AIRBAG".

If the impact sensors in the airbag control module detect a certain predetermined amount of force during a frontal or front-angled collision, both driver's and passenger's side airbags deploy instantly at the same time to help prevent the driver and right front seat passenger from contacting the steering wheel or dashboard. After the deployment, the airbags immediately start to deflate so that the driver's vision is not obstructed.



OM-H2725

■ System monitors



A diagnostic system continually monitors the readiness of the SRS AIRBAG while the vehicle is being driven. The AIRBAG indicator light will show normal system operation by lighting for about 7 seconds when the ignition key is first turned to the "ON" position and then turning off.

The following components are monitored by the indicator:

- AIRBAG control module (including impact sensors)
- AIRBAG module (driver's side)
- AIRBAG module (passenger's side)
- All related wiring

In the event of a malfunction indicated by any of following, the vehicle should be taken promptly to your nearest SUBARU dealer to have the system checked. Unless checked and repaired, the SRS AIRBAG will not function reliably:

- Flashing or flickering of the indicator light.
- Failure of the indicator light to illuminate when the ignition switch is first turned to the "ON" position.
- Continuous illumination of the indicator light.
- Illumination of the indicator light while driving.

■ **Safety guidelines for the SRS AIRBAG**

 **CAUTION**

Do not try to touch airbag system components after deployment because they can get hot as a result of deployment.

During a moderate to severe frontal impact, a sudden, fairly loud inflation noise will be heard and some smoke will be released. These occurrences are normal and not harmful. This smoke does not indicate a fire in the vehicle.

Although it is highly unlikely that the SRS AIRBAG would activate in a non-accident situation, should it occur, the bag will deflate quickly, not obscuring vision and will not interfere with the driver's ability to maintain control of the vehicle.

NOTE

When you sell your vehicle, we urge you to explain to the buyer that it is equipped with SRS AIRBAGS by alerting him to the applicable section in this owner's manual.

■ **System servicing**

 **WARNING**

- **When discarding an airbag module or scrapping the entire car damaged by a collision, consult your SUBARU dealer.**
- **The SRS AIRBAG has no user-serviceable parts. Tampering with or disconnecting the system's wiring could result in accidental inflation of the airbag or could make the system inoperative, which may result in serious injury. For required servicing of the SRS AIRBAG, see your nearest SUBARU dealer.**

- CONTINUED -

⚠ CAUTION

- The AIRBAG control module including the impact sensors is located under the center console. If you need service or repair in this area or near the steering wheel and column, we recommend that you have an authorized SUBARU dealer perform the work.

- Do not attach a grill guard (bull bar, kangaroo bar, etc.), winches, snow plow or any other equipment to the front end.

This can interfere with proper operation of the SRS AIRBAG system.

- Do not modify the suspension system and front end structure.

This can interfere with proper operation of the SRS AIRBAG system.

- Do not install a tire of different size and construction from the original tire listed on the tire placard.

This can interfere with proper operation of the SRS AIRBAG system.

To ensure its long-term reliability, the SRS AIRBAG must be inspected by a SUBARU dealer ten years after the date of manufacture, which is shown on the certification label attached to the driver's door.