


4) Installation is in the reverse order of removal.

Tightening torque:

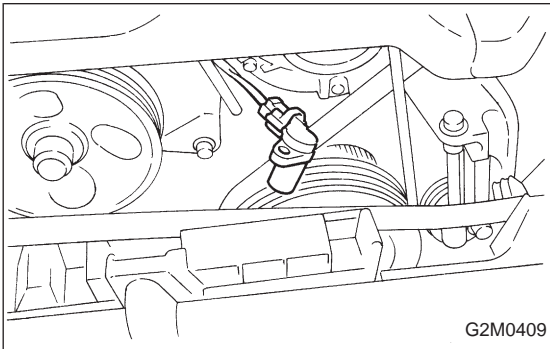
25 ± 3 N·m (2.5 ± 0.3 kg·m, 18.1 ± 2.2 ft·lb)




6. Crankshaft Position Sensor

A: REMOVAL AND INSTALLATION

1) Remove bolt which install crankshaft position sensor to cylinder block.



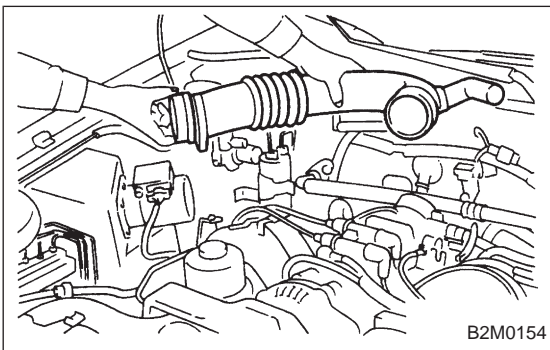
2) Remove crankshaft position sensor, and disconnect connector from it.



3) Installation is in the reverse order of removal.

Tightening torque:

6.4 ± 0.5 N·m (0.65 ± 0.05 kg·m, 4.7 ± 0.4 ft·lb)



7. Front Oxygen Sensor

A: REMOVAL

1) Remove air intake duct.