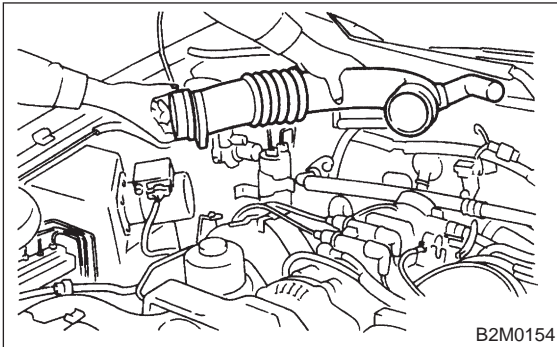


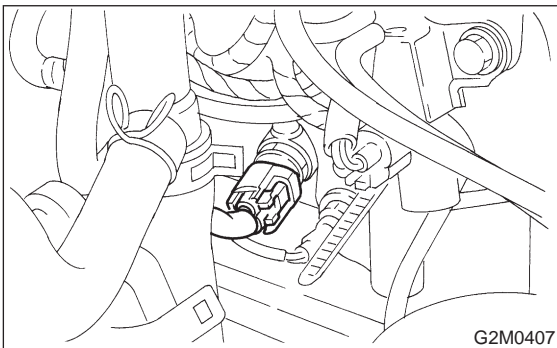
5. Engine Coolant Temperature Sensor

A: REMOVAL AND INSTALLATION

- 1) Remove air intake duct.



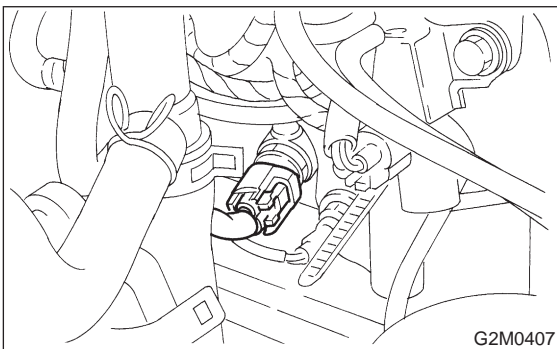
- 2) Disconnect connector from engine coolant temperature sensor.



- 3) Remove engine coolant temperature sensor.
- 4) Installation is in the reverse order of removal.

Tightening torque:


25±3 N·m (2.5±0.3 kg·m, 18.1±2.2 ft·lb)



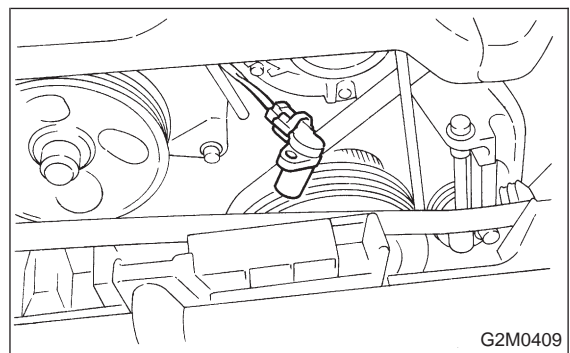
6. Crankshaft Position Sensor

A: REMOVAL AND INSTALLATION

- 1) Remove bolt which install crankshaft position sensor to cylinder block.



- 2) Remove crankshaft position sensor, and disconnect connector from it.



- 3) Installation is in the reverse order of removal.

Tightening torque:

6.4±0.5 N·m (0.65±0.05 kg·m, 4.7±0.4 ft·lb)

