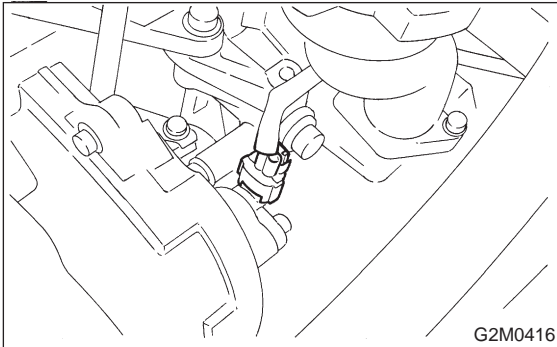



10. Camshaft Position Sensor

A: REMOVAL AND INSTALLATION

- 1) Disconnect connector from camshaft position sensor.




- 2) Remove camshaft position sensor from camshaft support LH.



- 3) Installation is in the reverse order of removal.

Tightening torque:

$6.4 \pm 0.5 \text{ N}\cdot\text{m}$ ($0.65 \pm 0.05 \text{ kg}\cdot\text{m}$, $4.7 \pm 0.4 \text{ ft}\cdot\text{lb}$)



11. Pressure Sensor (AT model)

A: REMOVAL AND INSTALLATION

- 1) Disconnect connector from pressure sensor.
- 2) Disconnect hose from pressure sensor.
- 3) Remove pressure sensor from bracket.
- 4) Installation is in the reverse order of removal.

Tightening torque:

$6.4 \pm 0.5 \text{ N}\cdot\text{m}$ ($0.65 \pm 0.05 \text{ kg}\cdot\text{m}$, $4.7 \pm 0.4 \text{ ft}\cdot\text{lb}$)

