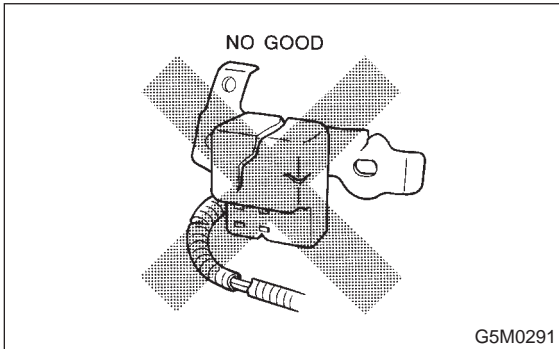


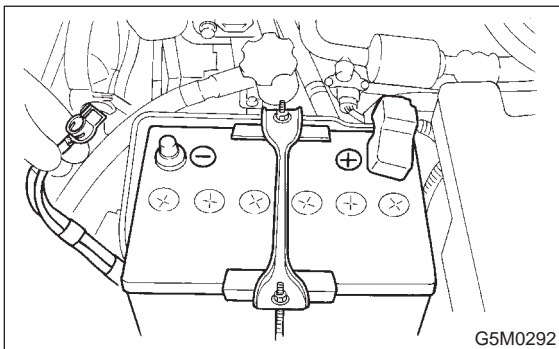
1. General

A: PRECAUTION

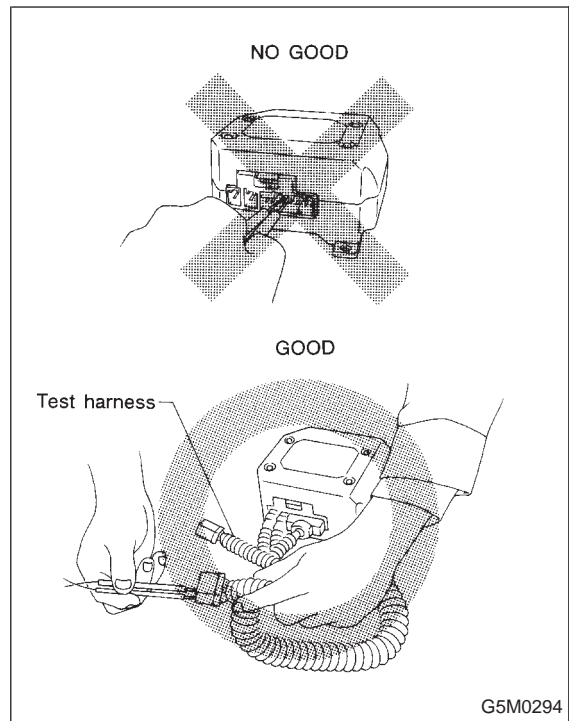
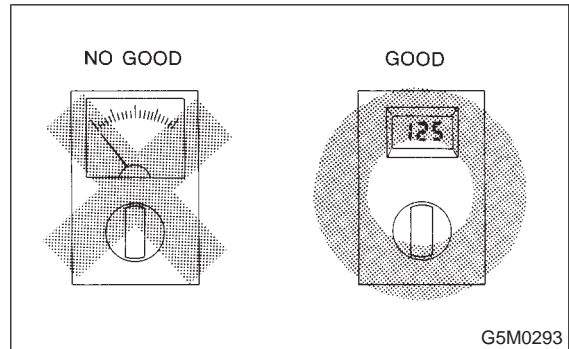
● If any of the airbag system parts such as sensors, airbag module, airbag control module and harness are damaged or deformed, replace with new genuine parts.




● When servicing, be sure to turn the ignition switch off, disconnect the negative (-) battery terminal then the positive (+) terminal in advance, and wait for more than 20 seconds before starting work.



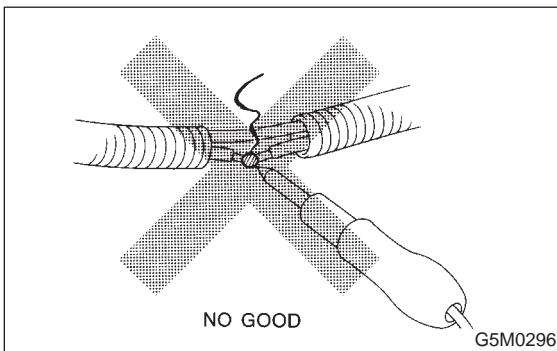
● When checking the system, be sure to use a digital circuit tester. Use of an analog circuit tester may cause the airbag to activate erroneously. Do not directly apply the tester probe to any connector terminal of the airbag. When checking, use a test harness.



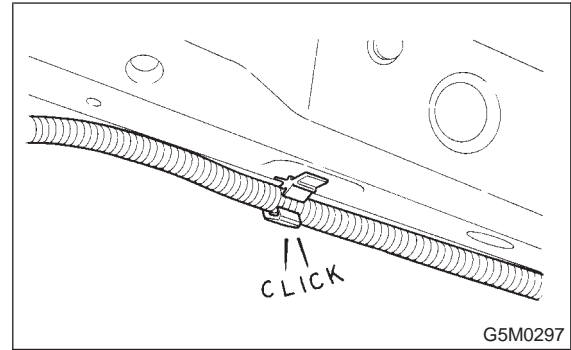
- Do not drop the airbag modulator parts, subject it to high temperatures over 93°C (199°F), or apply oil, grease, or water to it; otherwise, the internal parts may be damaged and its reliability greatly lowered.



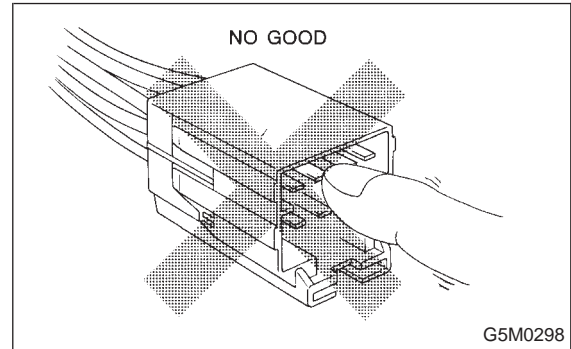
- If any damage or open is found on the SRS airbag system wire harness, do not attempt to repair using soldering, etc. Be sure to replace the faulty harness with a new genuine part.



- Install the wire harness securely with the specified clips so as to avoid interference or jamming with other parts.



- Before connecting the airbag system to ground, make sure that the grounding terminal is free from paint and contamination.
- Do not allow water or oil to come in contact with the connector terminals. Do not touch the connector terminals.



- When connecting or disconnecting airbag connector, make sure ignition switch is OFF.