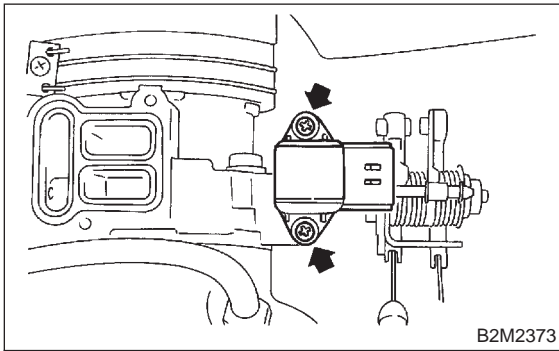


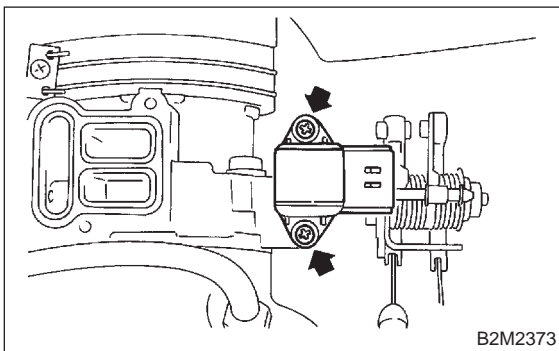
4) Remove intake manifold pressure sensor from throttle body.



5) Installation is in the reverse order of removal.

CAUTION:
 Replace gaskets for intake air pressure sensor and idle air control solenoid valve with new ones.

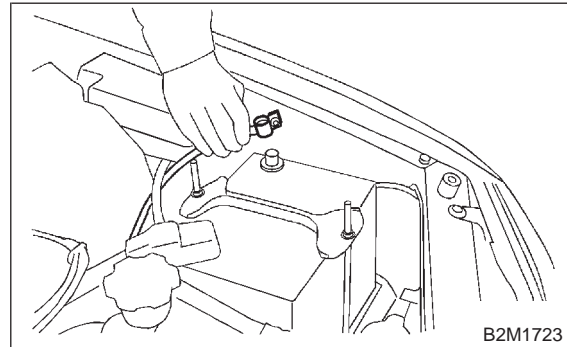
Tightening torque:
 $2.2 \pm 0.2 \text{ N}\cdot\text{m}$ ($0.22 \pm 0.02 \text{ kg}\cdot\text{m}$, $1.6 \pm 0.1 \text{ ft}\cdot\text{lb}$)




12. Intake Air Temperature Sensor (MT vehicles)

A: REMOVAL AND INSTALLATION


1) Disconnect battery ground cable.



2) Disconnect connector from intake air temperature sensor.



3) Remove intake air temperature sensor from air cleaner case.



4) Installation is in the reverse order of removal.