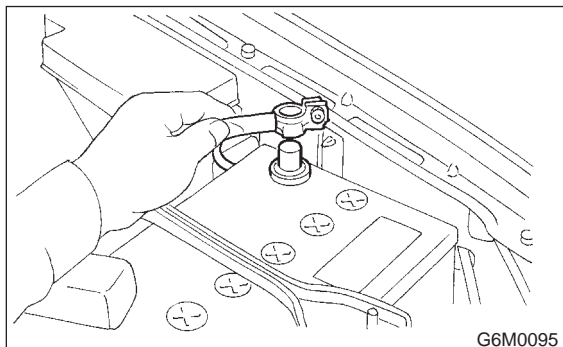


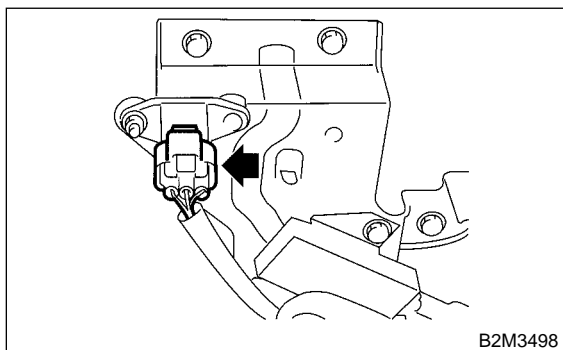
# 14. Atmospheric Pressure Sensor (AT vehicles)

## A: REMOVAL AND INSTALLATION

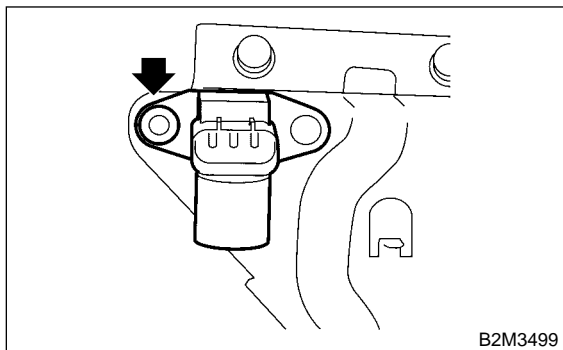
1) Disconnect battery ground cable.



2) Disconnect connector from atmospheric pressure sensor.



3) Remove atmospheric pressure sensor from bracket.



4) Installation is in the reverse order of removal.

**Tightening torque:**

***6.4±0.5 N·m (0.65±0.05 kg·m, 4.7±0.4 ft·lb)***

