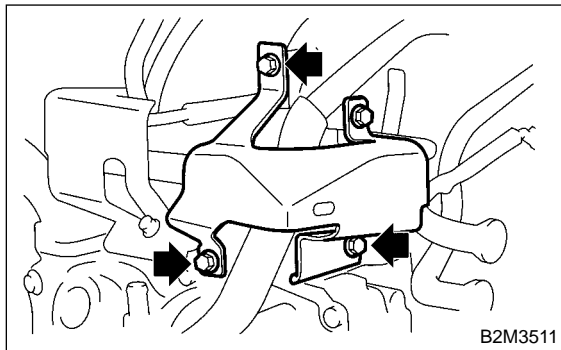
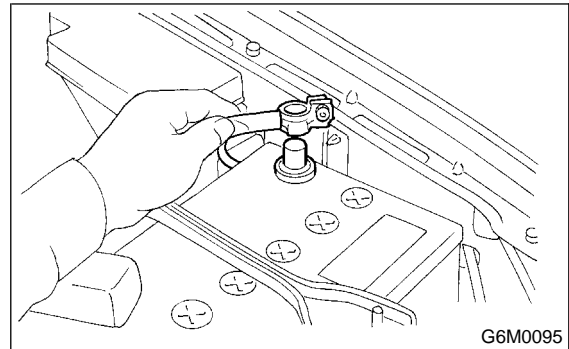


**Tightening torque:**

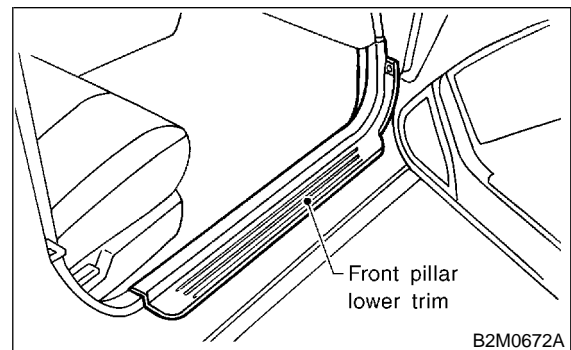
**18.6±1.5 N·m (1.9±0.15 kg·m, 13.7±1.1 ft·lb)**

**19. Engine Control Module****A: REMOVAL AND INSTALLATION**

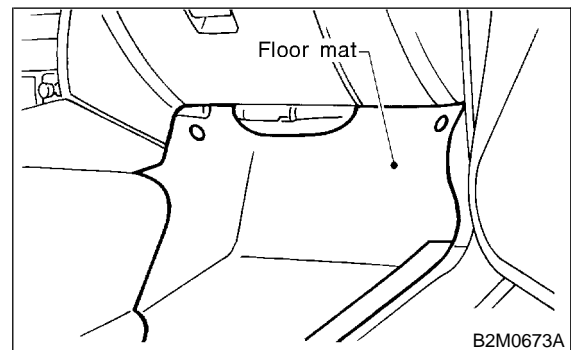
- 1) Disconnect battery ground cable.



- 2) Remove side sill front cover of passenger side.  
<Ref. to 5-3 [W5A0].>



- 3) Detach floor mat of front passenger seat.



- 4) Remove protect cover.

